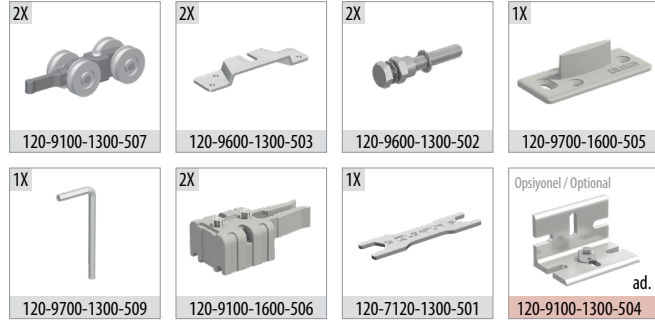


# DoorSlide 9600

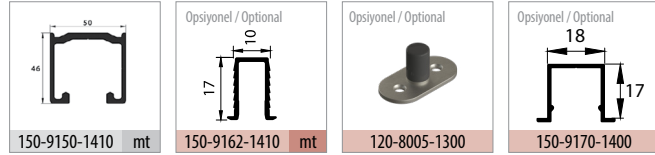
160 KG SÜRGÜLÜ KAPI SİSTEMİ • SLIDING DOOR SYSTEM



## 9600 1 Takım İçeriği / 1 Kit Includes



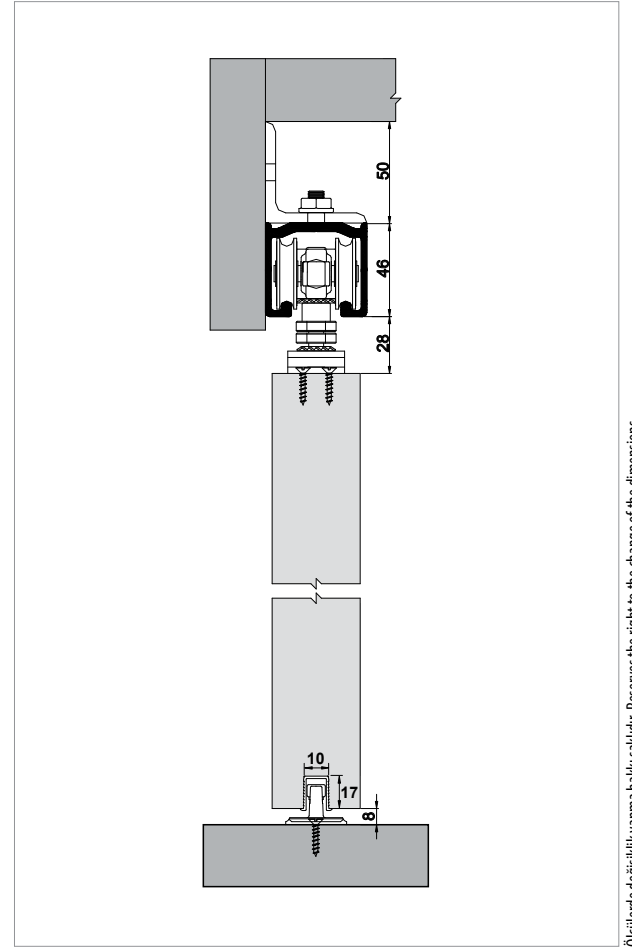
## Ray Profilleri / Rail Profiles



## Uygulama / Application



## Teknik Detay / Technical Detail



Ölçülerde değişiklik yapma hakkı saklıdır. Reserves the right to the change of the dimensions.

Kod / Code No	Açıklama / Description	Renk / Colour	Birim / Unit			Profil mt. / Profiles mt.			Bağ / Bnd.
120-9600-1300	160 Kg Sürgü Kapi Sistemi / Sliding Door System	Gri / Grey	1 Kapi / 1 Kit	16	512	-	-	-	-
120-9100-1300-504	Askı Aparatı / Hanger Parts	Galvaniz / Galvanized	1 Adet / 1 Pcs	50	2.400	-	-	-	-
150-9150-1410	Alüminyum Üst Ray Profili / Aluminium Top Rail Profile	Eloksal / Mat Anodized	mt.	-	-	2,0	-	3,0	2 ad/pcs
150-9162-1410	Alüminyum Alt Klavuz Profili / Aluminium Bottom Slider Profile	Eloksal / Mat Anodized	mt.	-	-	-	-	3,0	20 ad/pcs