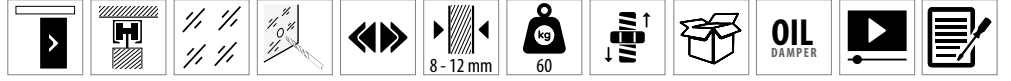



GlassDoor 9030

60 KG ÇİFT YÖNE YAVAŞLATICILI SÜRME CAM KAPI SİSTEMİ • SLIDING GLASS DOOR SYSTEM - TWO WAY SOFT CLOSING



Bilgi / Information


- Minimum kapı genişliği 650 mm olmalıdır.
- Bu ürün camda delme işlemi gerektirmektedir.
- Min. Door width 650 mm
- This product need drilling on the glass.

Yavaşlatıcı Alternatifi / Soft Closer Alternative

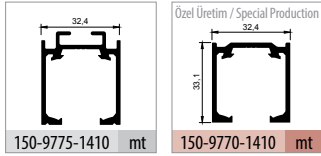
- Sistem üzerinde çift yöne yavaşlatıcı mevcuttur.
- The system has two way soft closing.



9030 1 Takım İçeriği / 1 Kit Includes



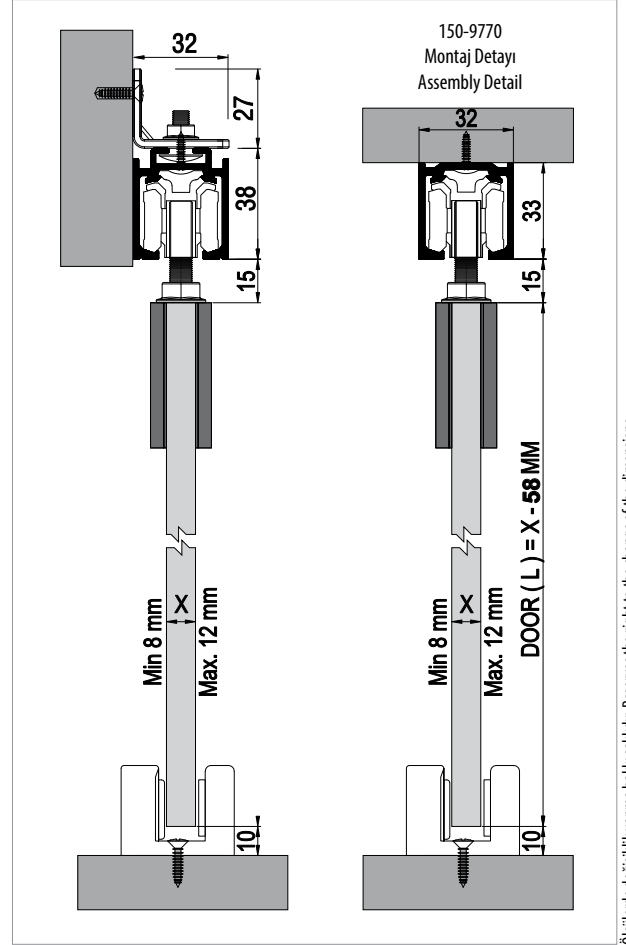
Ray Profilleri / Rail Profiles



Uygulama / Application



Teknik Detay / Technical Detail



Ölçülerde değişiklik yapma hakkı saklıdır. Reserves the right to the change of the dimensions.

Kod / Code No	Açıklama / Description	Renk / Colour	Birim / Unit			Profil mt. / Profiles mt.	Bağ / Bnd.
123-9030-1820	60 Kg Yavaşlatıcılı Sürgü Cam Kapı Sistemi / Sliding Glass Door System Has Soft Closing	Gri / Grey	1 Kapı / 1 Kit	4	192	-	-
150-9775-1410	Alüminyum Üst Ray Profili / Aluminium Top Rail Profile	Eloksal / Mat Anodized	mt.	-	-	2,0 3,0	6 ad/pcs